

Patternübersicht

Reining

8347	VWB	Novice Jugend Reining	VWB-Pattern	5
8348	VWB	Jugend Reining	VWB-Pattern	6
9340	VWB	Einsteiger Reining	VWB-Pattern	5
7340	VWB	Amateur Reining	VWB-Pattern	11
6340	VWB	Offen Reining	VWB-Pattern	2
5055	VWB	Bavarian Golden Series Reining	VWB-Pattern	11
1341	AQHA 1/2	Open Junior Reining	AQHA-Pattern	5
1342	AQHA 1/2	Open Senior Reining	AQHA-Pattern	4
1343	AQHA 1/2	Open Green Reining	AQHA-Pattern	2
2340	AQHA 1/2	Amateur Reining	AQHA-Pattern	13
3340	AQHA 1/2	Novice Amateur Reining	AQHA-Pattern	8
1341	AQHA 3/4	Open Junior Reining	AQHA-Pattern	8
1342	AQHA 3/4	Open Senior Reining	AQHA-Pattern	4
1343	AQHA 3/4	Open Green Reining	AQHA-Pattern	8
2340	AQHA 3/4	Amateur Reining	AQHA-Pattern	6
3340	AQHA 3/4	Novice Amateur Reining	AQHA-Pattern	2
4340	AQHA 3/4	Youth Reining	AQHA-Pattern	5
5010	NRHA	Open Morrison Trophy	NRHA-Pattern	2
5012	NRHA	Open Intermediate	NRHA-Pattern	6
5013	NRHA	Open Novice Horse	NRHA-Pattern	11
5020	NRHA	Non Pro Morrison Trophy	NRHA-Pattern	8
5022	NRHA	Non Pro Intermediate	NRHA-Pattern	6
5023	NRHA	Non Pro Limited	NRHA-Pattern	11

Western Riding

6360	VWB	Offen Western Riding	VWB-Pattern	1
7360	VWB	Amateur Western Riding	VWB-Pattern	3
1360	AQHA 1/2	Open Western Riding	AQHA-Pattern	2
1363	AQHA 1/2	Green Western Riding	Green-Pattern	2
2360	AQHA 1/2	Amateur Western Riding	AQHA-Pattern	4
1360	AQHA 3/4	Open Western Riding	AQHA-Pattern	3
1363	AQHA 3/4	Green Western Riding	Green-Pattern	1
2360	AQHA 3/4	Amateur Western Riding	AQHA-Pattern	1

Ranch Riding

6430	VWB	Offen Ranch Riding	AQHA-Pattern	1
7430	VWB	Amateur Ranch Riding	AQHA-Pattern	2
9430	VWB	Einsteiger Ranch Riding	AQHA-Pattern	3
8430	VWB	Jugend Ranch Riding	AQHA-Pattern	4
5054	VWB	Bavarian Golden Series Ranch Riding	Patternheft Seite	9
1430	AQHA 1/2	Open Ranch Riding	AQHA-Pattern	5
2430	AQHA 1/2	Amateur Ranch Riding	AQHA-Pattern	4
1430	AQHA 3/4	Open Ranch Riding	AQHA-Pattern	3
2430	AQHA 3/4	Amateur Ranch Riding	AQHA-Pattern	1

Patternübersicht

Western Combination

6600	VWB	Offen Western Combination	VWB-Pattern	1
------	-----	---------------------------	-------------	---

Jungpferde

6840	VWB	Jungpferde-Reining	VWB-Pattern	1
6880	VWB	Jungpferde-Trail	VWB-Pattern	1
6890	VWB	Jungpferde-Basis	VWB-Pattern	1

Trail

1381	AQHA 1/2	Open Junior Trail	Seite	11
1382	AQHA 1/2	Open Senior Trail	Seite	11
1383	AQHA 1/2	Green Trail	Seite	10
2380	AQHA 1/2	Amateur Trail	Seite	10
2388	AQHA 1/2	Amateur Select Trail	Seite	10
3380	AQHA 1/2	Novice Amateur Trail	Seite	11
1381	AQHA 3/4	Open Junior Trail	Seite	15
1382	AQHA 3/4	Open Senior Trail	Seite	16
1383	AQHA 3/4	Green Trail	Seite	11
2380	AQHA 3/4	Amateur Trail	Seite	12
3380	AQHA 3/4	Novice Amateur Trail	Seite	14
5380	AQHA 3/4	Rookie Amateur Trail	Seite	12
4380	AQHA 3/4	Youth Trail	Seite	16
6180	VWB	Trail in Hand	Seite	13
6380	VWB	Offen Trail	Seite	13
6390	VWB	Offen Ranch Trail	Seite	14
7380	VWB	Amateur Trail	Seite	16
9380	VWB	Einsteiger Trail	Seite	15
8387	VWB	Novice Jugend	Seite	14
8388	VWB	Jugend	Seite	15
	VWB	Bavarian Golden Series Trail / Limited Trail	Seite	17

Showmanship

VWB	alle Showmanship VWB	Seite	20 / 21
AQHA 1/2	alle Showmanship AQHA 1/2	Seite	18
AQHA 3/4	alle Showmanship AQHA 3/4	Seite	19
VWB	Bavarian Golden Series Showmanship	Seite	22

Horsemanship

VWB	alle Horsemanship VWB	Seite	25 / 27
AQHA 1/2	alle Horsemanship AQHA 1/2	Seite	22 / 23
AQHA 3/4	alle Horsemanship AQHA 3/4	Seite	23 / 24
VWB	Bavarian Golden Series Horsemanship	Seite	27

Hunt Seat Equitation

AQHA 1/2	alle Hunt Seat Equitation AQHA 1/2	Seite	29
AQHA 3/4	alle Hunt Seat Equitation AQHA 3/4	Seite	30

VWB-Termine 2017

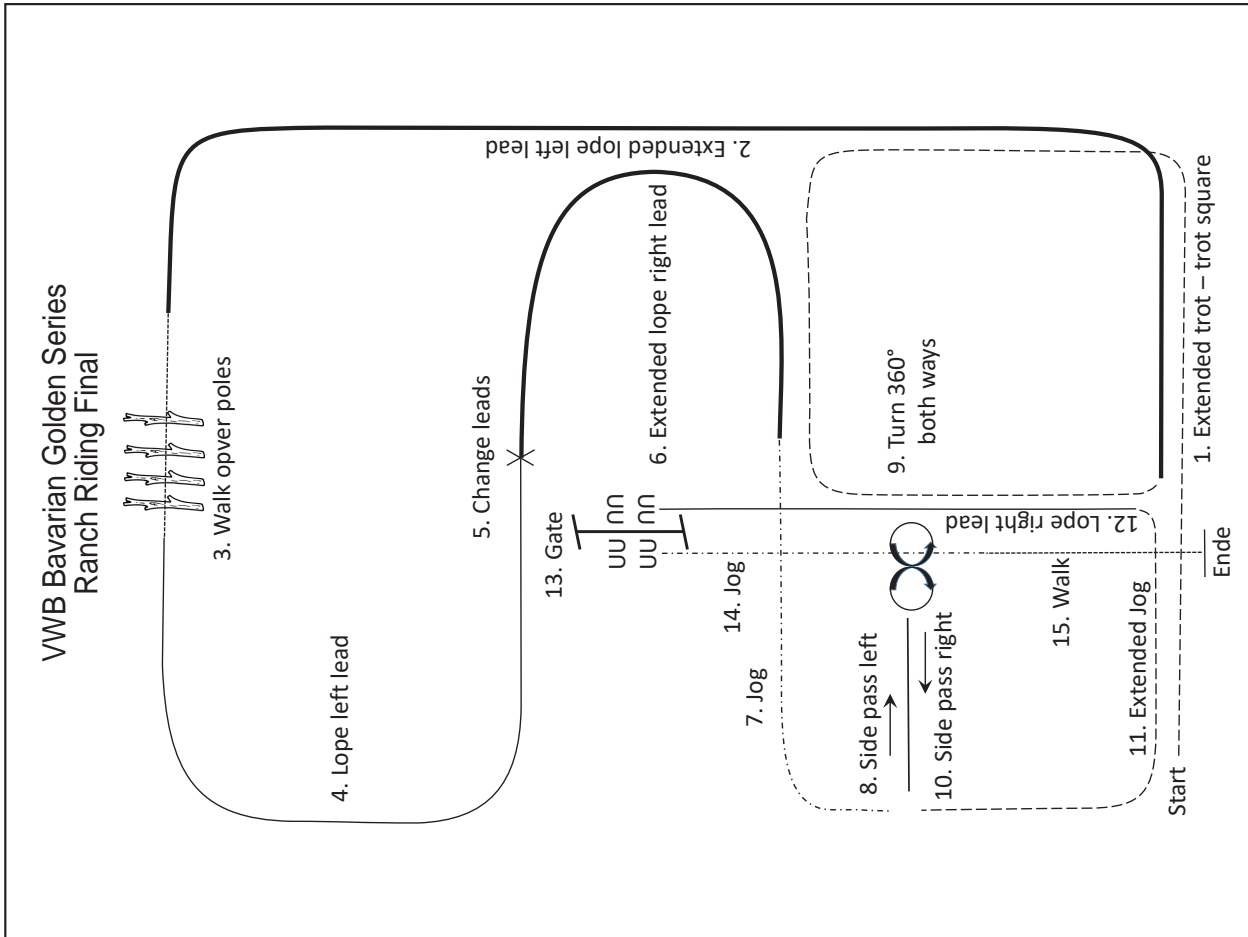
KAT I	Indian Summer Show, Kreuth
17.-20.8.	VWB-Show, 1-fach AQHA-Show, NRHA-Show
Kat II	Thierhauptener Westernturnier bei Augsburg
22./23.7.	Finsinger Westernturnier, Finsing
29./30.7.	Bodensee-Show, Österreich
11.-15.8.	Otter Creek Ranch, Büchenbach
23.9.	

VWB-Kurse 2017

15.07.	Ranch Riding Kurs mit Jenny Zeller, Pfarrkirchen
30.7.-3.8.	VWB/AQHA Horsemanship Camp, Kreuth
8.-10.09.	Reining Kurs mit Torsten Gärtner, Kreuth
29.9.-1.10.	Reining Kurs mit Voker Schmitt Kreuth



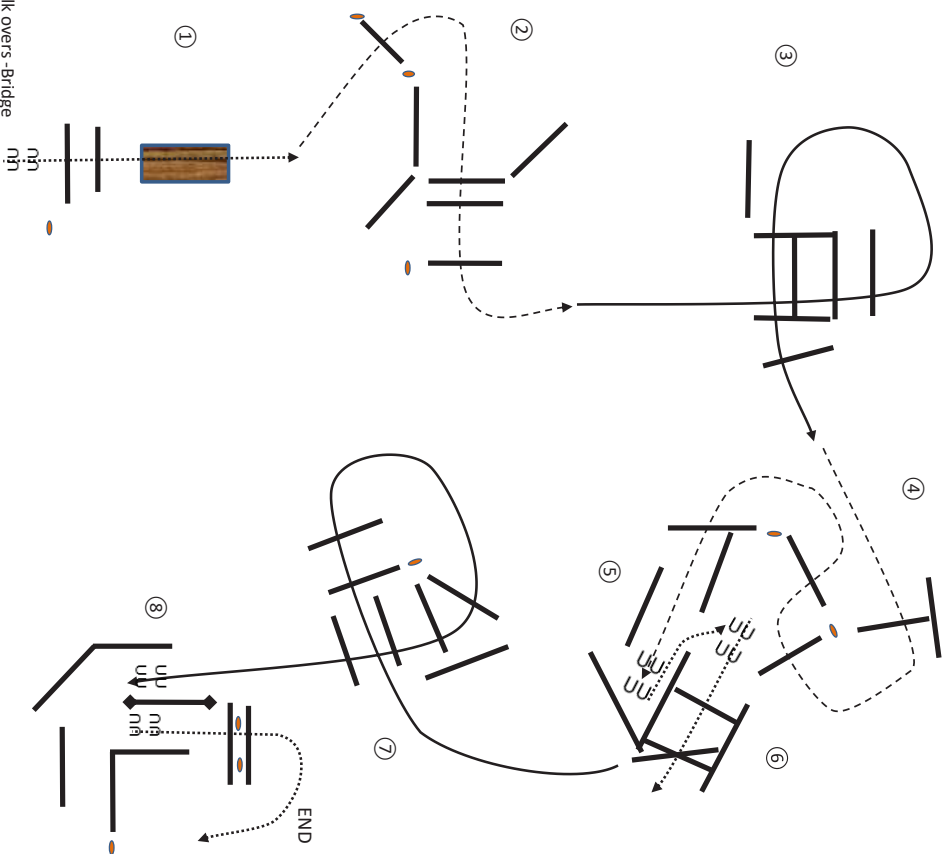
Weitere Infos unter westernreiten-online.de



Bavarian Summer Show
1383 AQHA Green Trail

5.7.2017

Wednesday/Mittwoch



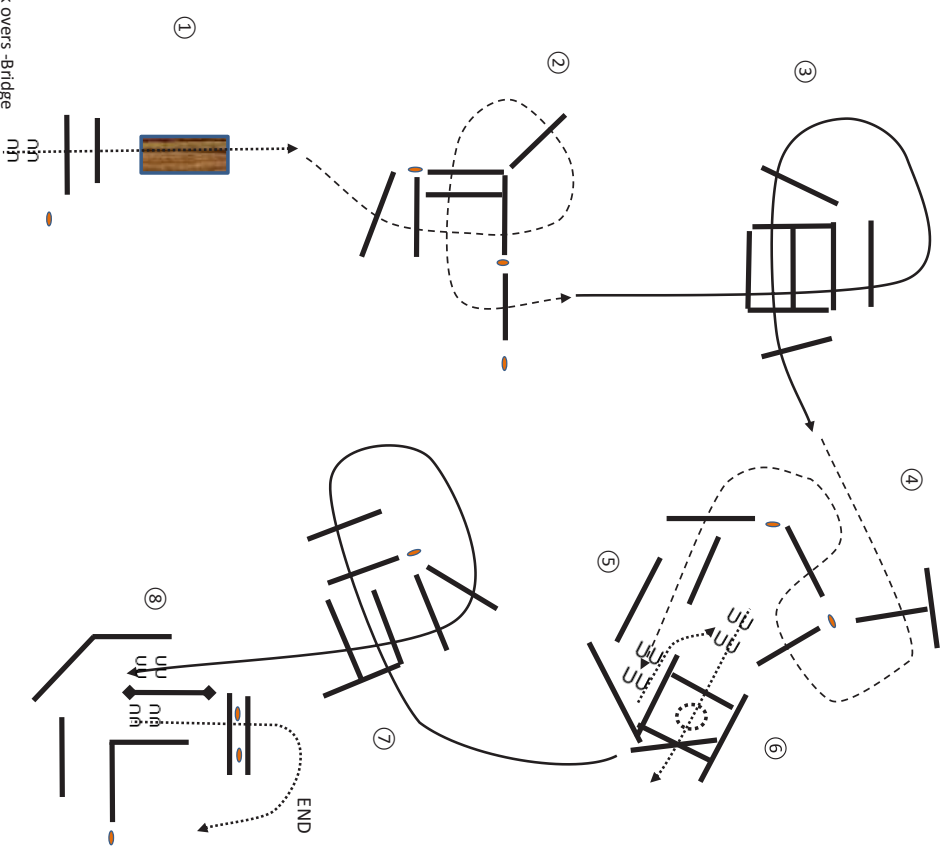
- 1 Walk over - Bridge
- 2 Jog over
- 3 LL lope over
- 4 Jog over
- 5 Jog into chute stop-back out opening
- 6 Walk over
- 7 RL lope over
- 8 Lope to gate-stop-LH open gate walk thru close-walk over

ANNBENNSDESIGN COPYRIGHT 2017
ALL RIGHTS RESERVED

Bavarian Summer Show
2380 AQHA Amateur Trail - 2388 AQHA Amateur Select Trail

5.7.2017

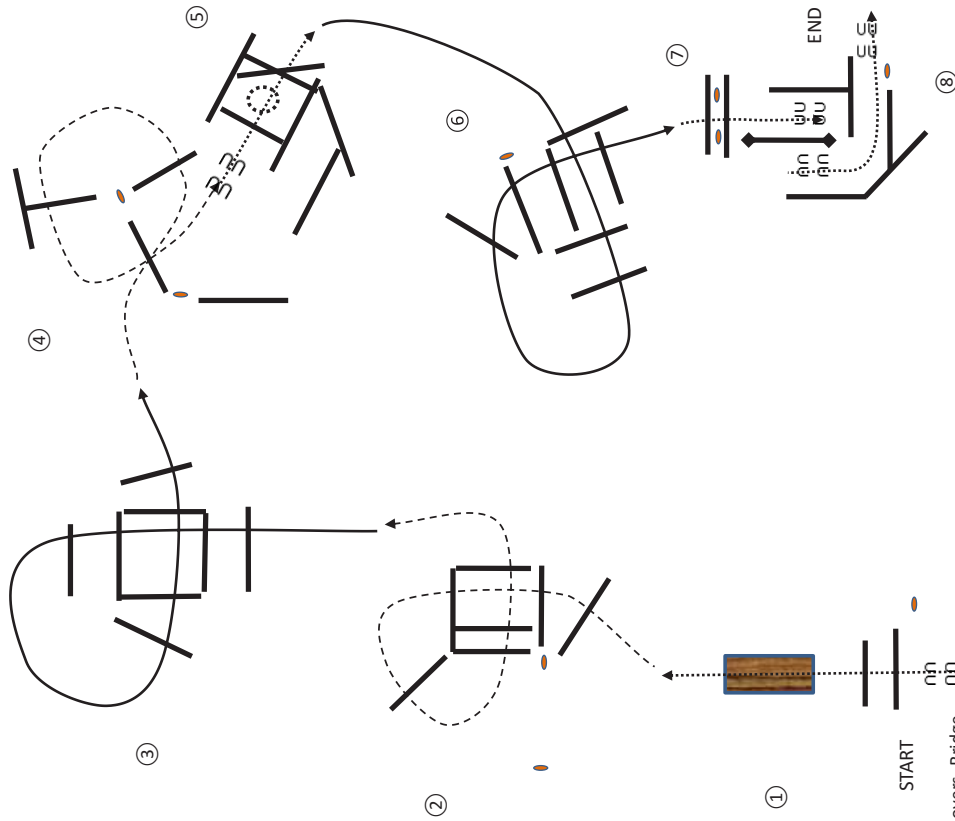
Wednesday/Mittwoch



- 1 Walk over - Bridge
- 2 Jog over
- 3 LL lope over
- 4 Jog over
- 5 Jog into chute stop-back out opening
- 6 Walk over-stop-360 either direction-walk over X
- 7 RL lope over
- 8 Lope to gate-stop-LH open gate walk thru close-walk over

ANNBENNSDESIGN COPYRIGHT 2017
ALL RIGHTS RESERVED

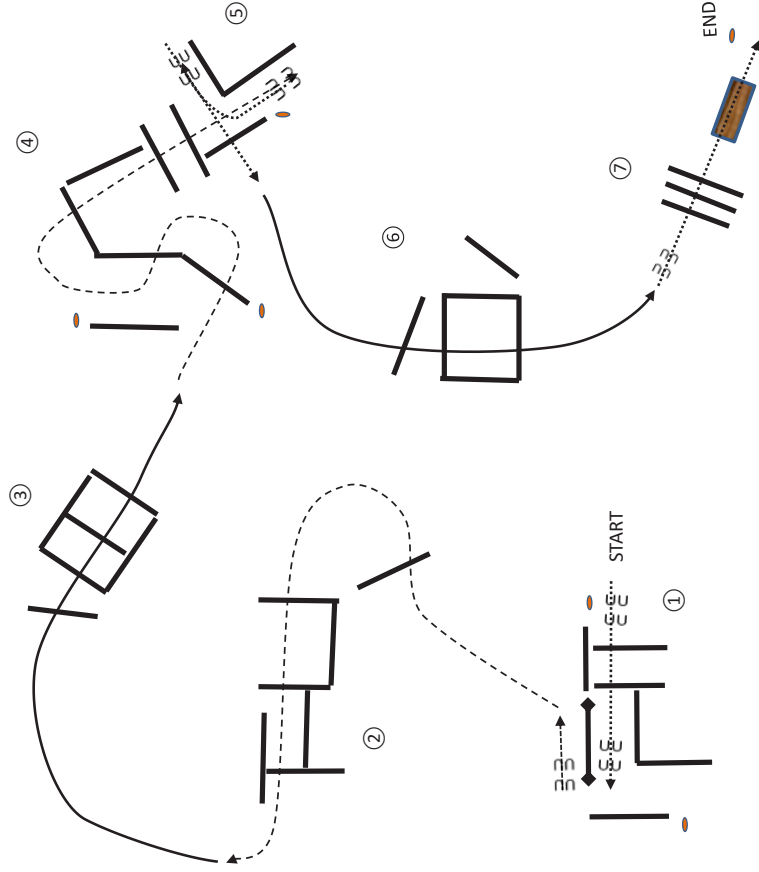
Bavarian Summer Show 5.7.2017 Wednesday/Mittwoch
 1382 AQHA Senior Horse Trail



- 1 Walk over -Bridge
- 2 Jog over
- 3 LL lope over
- 4 Jog over
- 5 Stop or break to a walk-walk over-stop-turn 360 either direction-walk over X
- 6 RL lope over
- 7 Stop or break to a walk-walk over-RH gate open gate walk thru close
- 8 Back into chute-Walk out to exit

ANN DENNIS DESIGN/COPYRIGHT 2017
 ALL RIGHTS RESERVED

Bavarian Summer Show 6.7.2017 Thursday/Donnerstag
 3380 AQHA Nov Amateur - 1381 AQHA Junior Horse - 1383 AQHA Green



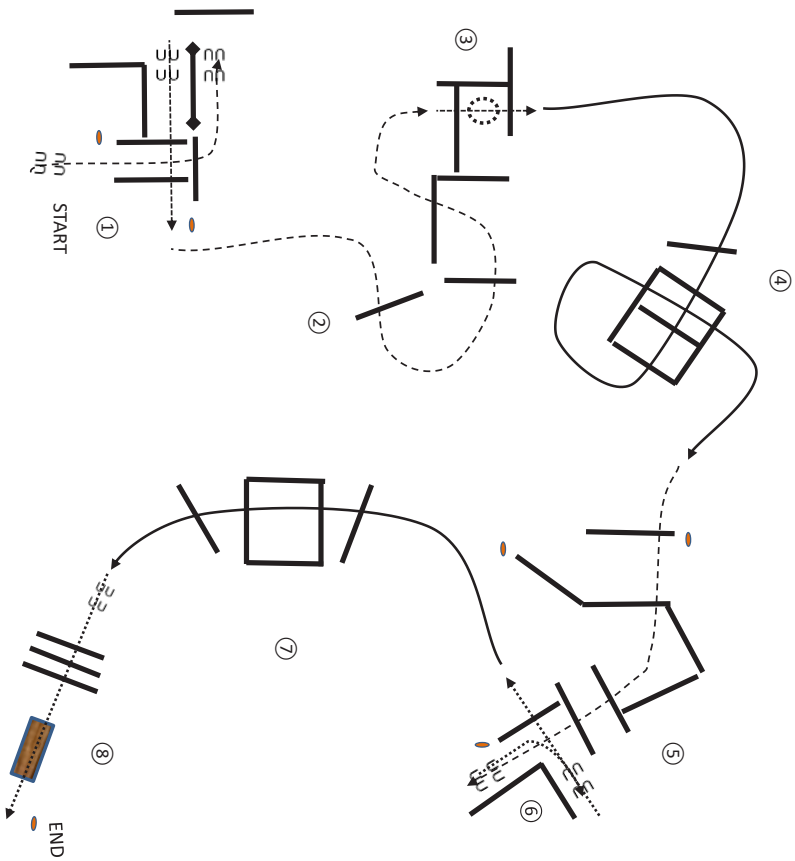
- 1 Walk over -RH gate-open ride thru close
- 2 Jog serpentine
- 3 RL lope over
- 4 Jog over
- 5 Jog into chute stop back L-walk over
- 6 LL lope over
- 7 Stop or break to a walk-walk over-Bridge walk out to end pattern

ANN DENNIS DESIGN/COPYRIGHT 2017
 ALL RIGHTS RESERVED

Bavarian Summer Show
2380 AQHA Amateur

6.7.2017

Thursday/Donnerstag



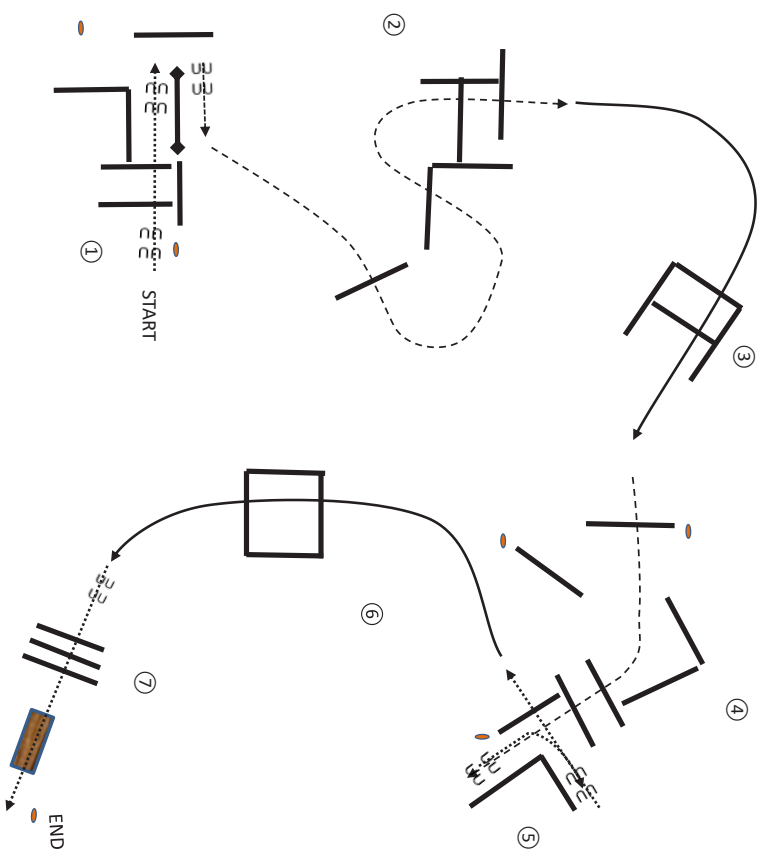
- 1 Jog over thru chute to gate-stop-RH gate-open ride thru close
- 2 Jog serpentine
- 3 Stop or break to a walk-walk in stop-360 turn either direction-walk over
- 4 RL lope overs
- 5 Jog overs
- 6 Jog into chute stop back L-walk over
- 7 LL lope overs
- 8 Stop or break to a walk-walk overs-Bridge walk out to end pattern

ANNBENNSDESIGN COPYRIGHT 2017
ALL RIGHTS RESERVED

Bavarian Summer Show
5380 AQHA Rookie

6.7.2017

Thursday/Donnerstag



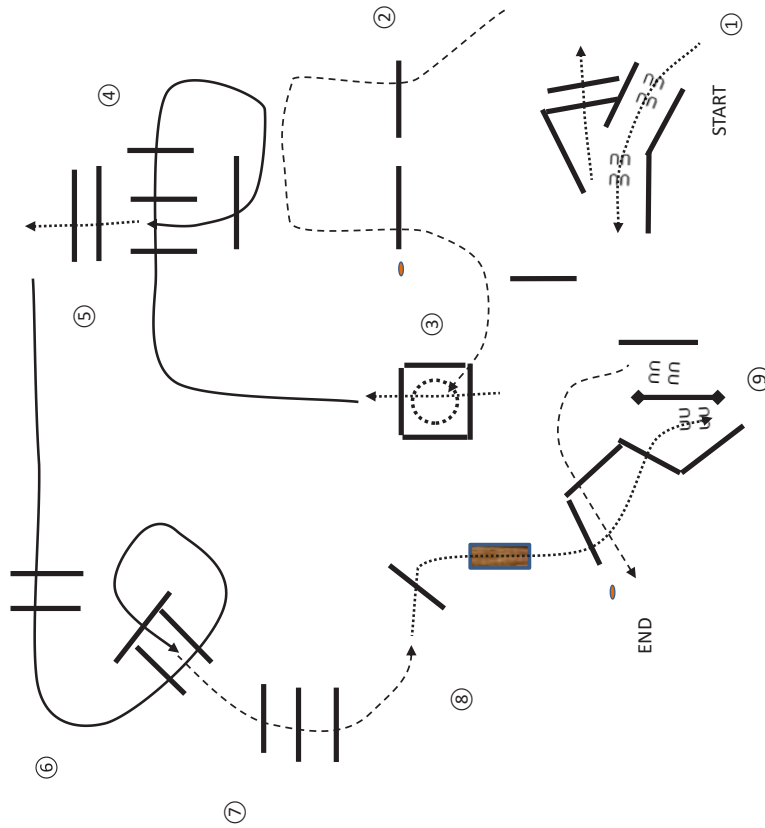
- 1 Walk overs-RH gate-open ride thru close
- 2 Jog serpentine
- 3 RL lope overs
- 4 Jog overs
- 5 Jog into chute stop back L-walk over
- 6 LL lope overs
- 7 Stop or break to a walk-walk overs-Bridge walk out to end pattern

ANNBENNSDESIGN COPYRIGHT 2017
ALL RIGHTS RESERVED

Bavarian Summer Show
6380 VWB Trail All Ages Offen

7.7.2017

Friday/Freitag



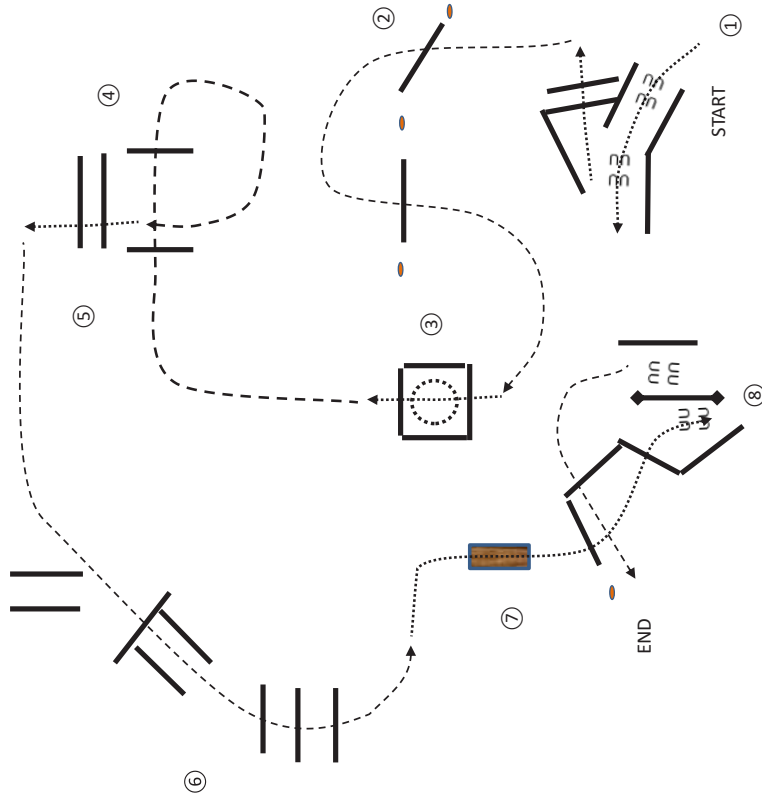
- 1 Back chute-walk overs
- 2 Log overs
- 3 Stop or break to a walk-walk in box stop -360 turn either way-walk over
- 4 RL lope overs
- 5 Lope into chute-stop-walk overs
- 6 LL lope overs
- 7 Log overs
- 8 Stop or break to a walk- walk overs bridge-walk overs
- 9 LH Gate open ride thru close-log out over pole past marker-end pattern

ANNBENNISDESIGN.COPYRIGHT.2017
ALL RIGHTS RESERVED

Bavarian Summer Show
6810 VWB Trail In Hand Offen

7.7.2017

Friday/Freitag



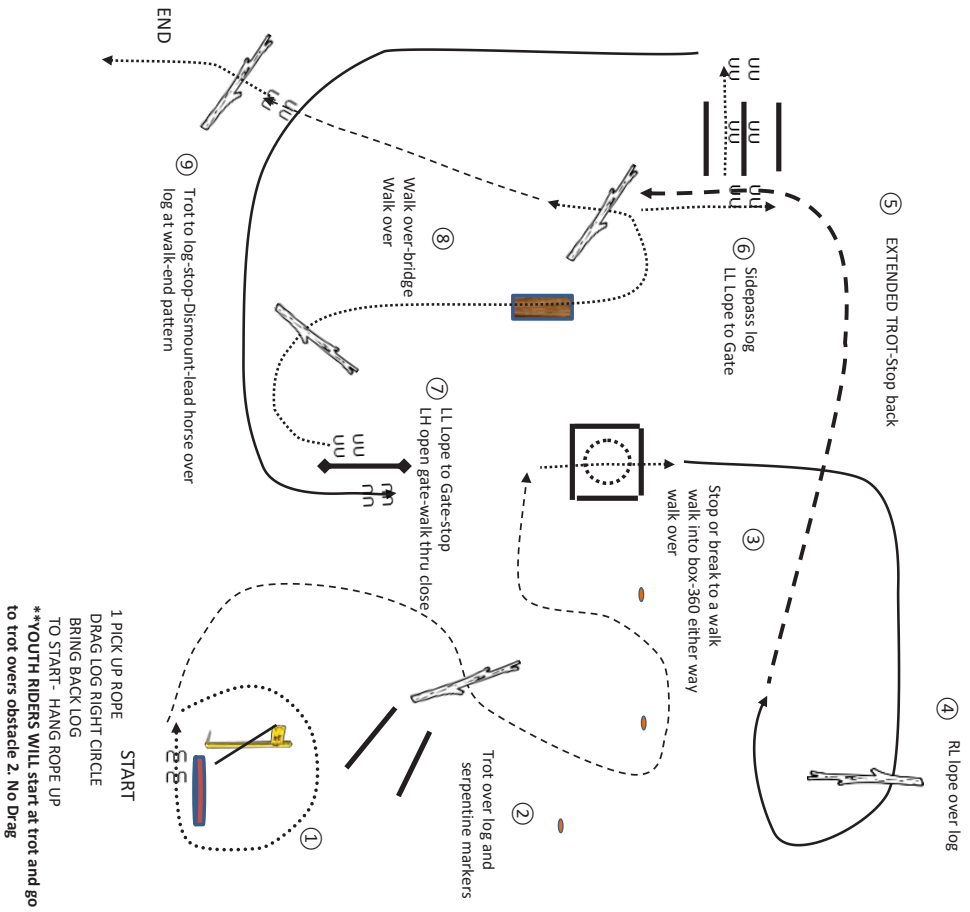
- 1 Back chute-walk overs
- 2 Trot overs
- 3 Stop or break to a walk-walk in box stop -360 turn either way-walk over
- 4 Trot into chute-stop-walk overs
- 5 Trot overs
- 6 Trot overs
- 7 Stop or break to a walk- bridge-walk overs
- 8 Walk to gate stop-LH Gate open walk thru close-log over-past marker-end pattern

ANNBENNISDESIGN.COPYRIGHT.2017
ALL RIGHTS RESERVED

Bavarian Summer Show
6390 WVB Ranch Trail Offen

7.7.2017

Friday/Freitag



1 PICK UP ROPE START
DRAG LOG RIGHT CIRCLE
TO START - HANG ROPE UP
**YOUTH RIDERS WILL start at trot and go
to trot overs obstacle 2. No Drag

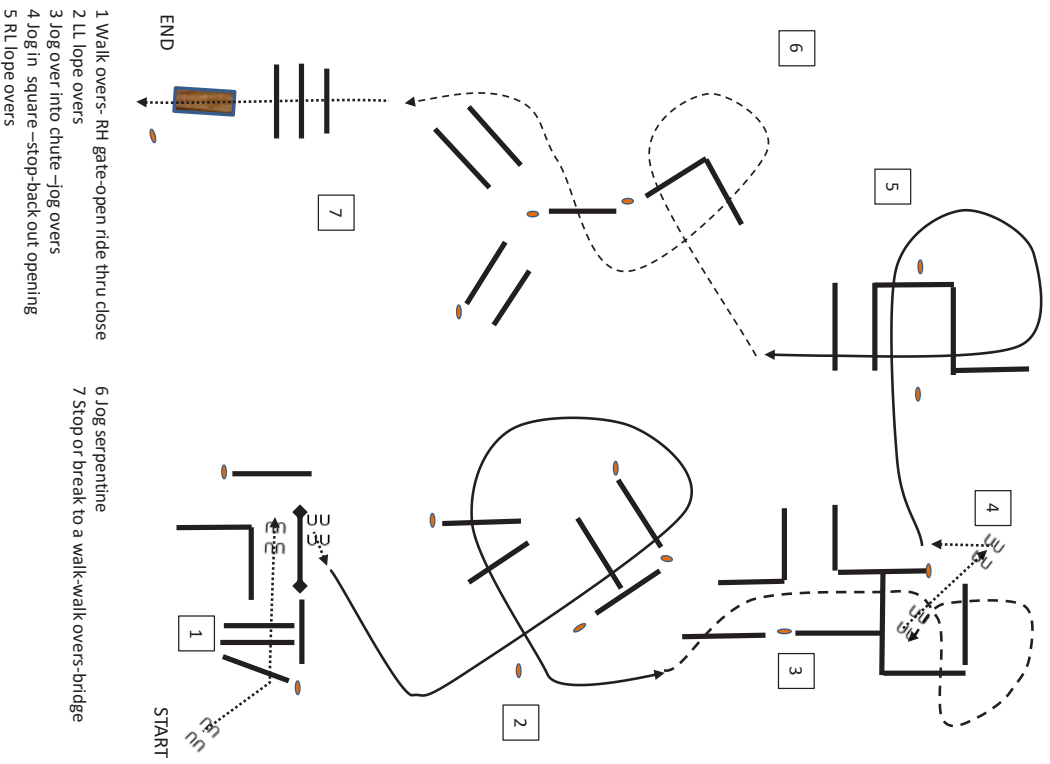
ANNBENNSDESIGN COPYRIGHT 2017
ALL RIGHTS RESERVED

Pattern

Bavarian Summer Show
8387 VWB Novice Jugend - 3380 AQHA Novice Amateur

9.7.2017

Sunday/Sonntag



1 Walk overs- RH gate-open ride thru close
2 LL lope overs
3 Jog over into chute-jog overs
4 Jog in square-stop-back out opening
5 RL lope overs

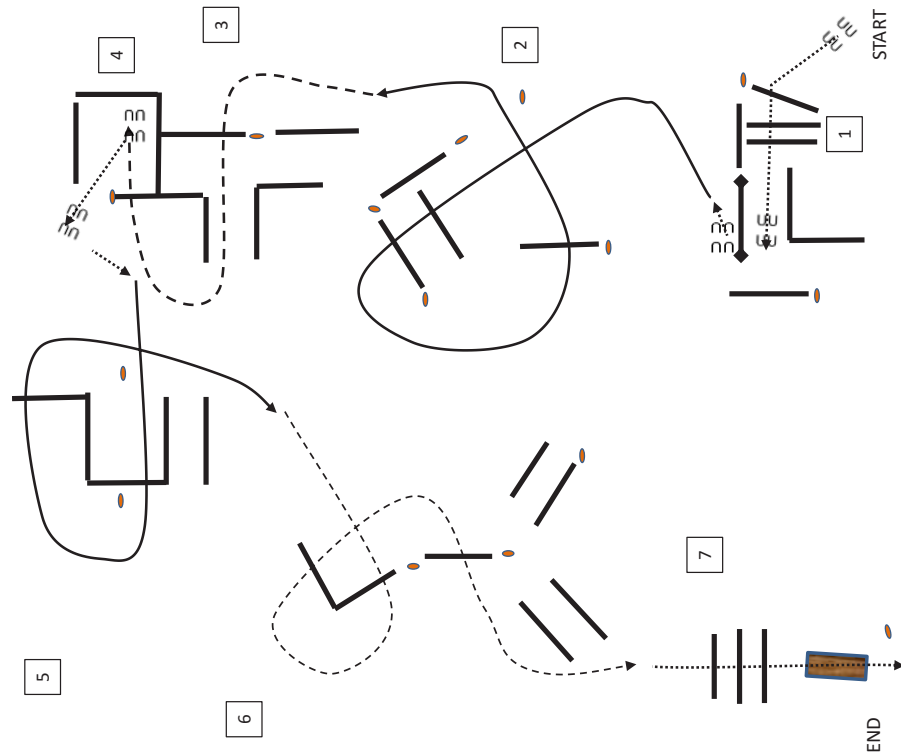
6 Log serpentine
7 Stop or break to a walk-walk overs-bridge

ANNBENNSDESIGN COPYRIGHT 2017
ALL RIGHTS RESERVED

Bavarian Summer Show
9380 VWB Einsteiger Trail

9.7.2017

Sunday/Sonntag



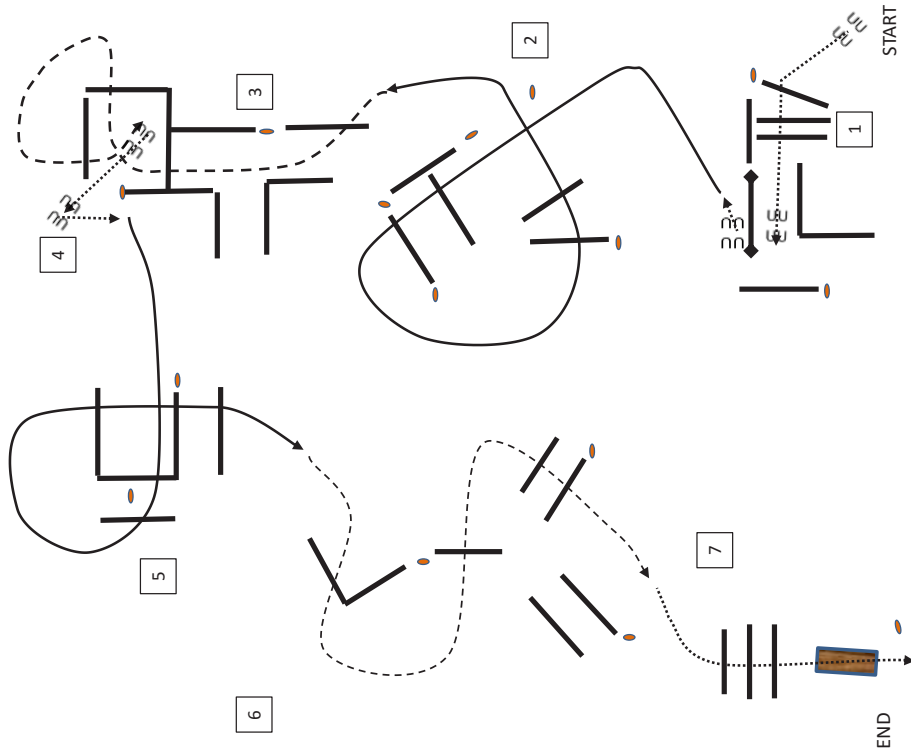
- 1 Walk over- RH gate-open ride thru close
- 2 LL lope over
- 3 Jog over thru chute- jog in square
- 4 Stop-back out opening
- 5 RL lope over
- 6 jog serpentine
- 7 Stop or break to a walk-walk over-bridge

ANN DENNIS DESIGN COPYRIGHT 2017
ALL RIGHTS RESERVED

Bavarian Summer Show
8388 VWB Jugend - 1381 AQHA Junior horse

9.7.2017

Sunday/Sonntag

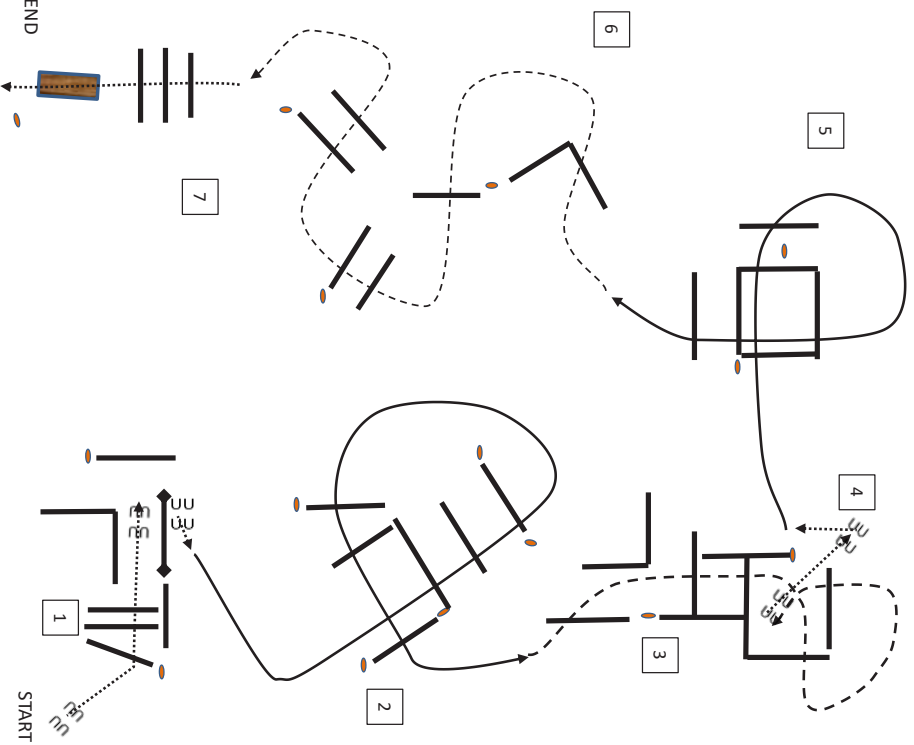


- 1 Walk over- RH gate-open ride thru close
- 2 LL lope over
- 3 Jog over into chute- jog over
- 4 Jog in square- stop-back out opening
- 5 RL lope over
- 6 jog serpentine
- 7 Stop or break to a walk-walk over-bridge

ANN DENNIS DESIGN COPYRIGHT 2017
ALL RIGHTS RESERVED

Bavarian Summer Show 9.7.2017
7380 WVB Amateur - 4380 AQHA Youth

Sunday/Sonntag



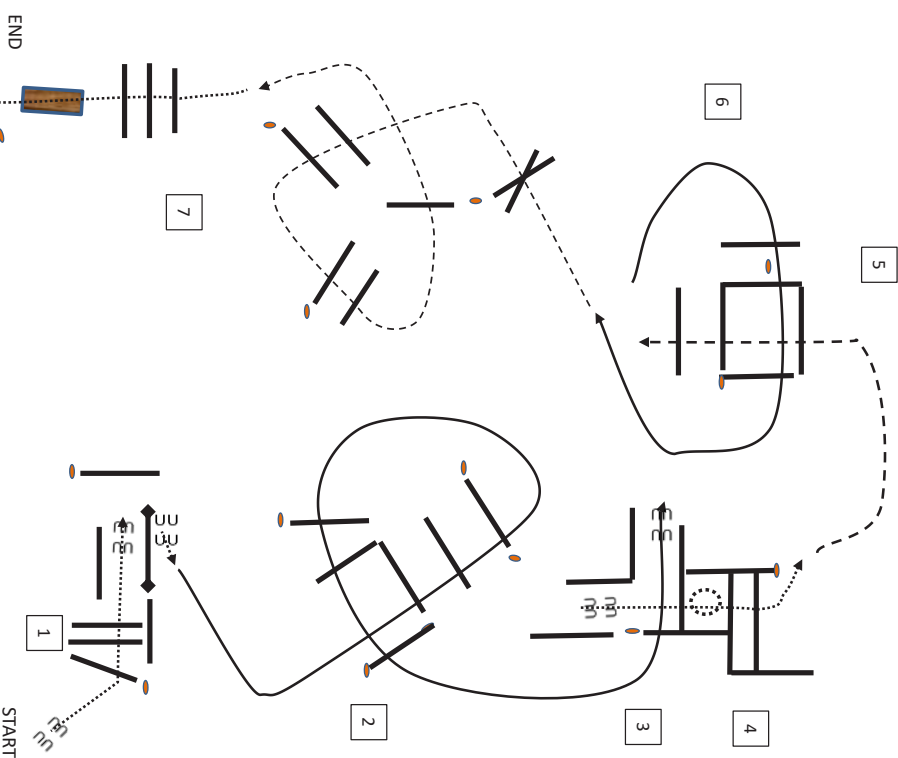
- 1 Walk over- RH gate-open ride thru close
- 2 LL lope over
- 3 Jog over into chute -jog over
- 4 Jog in square -stop-back out opening
- 5 RL lope over

- 6 Jog serpentine
- 7 Stop or break to a walk-walk over-bridge

ANNBENNSDESIGN COPYRIGHT 2017
ALL RIGHTS RESERVED

Bavarian Summer Show 9.7.2017
1382 AQHA Senior Horse

Sunday/Sonntag



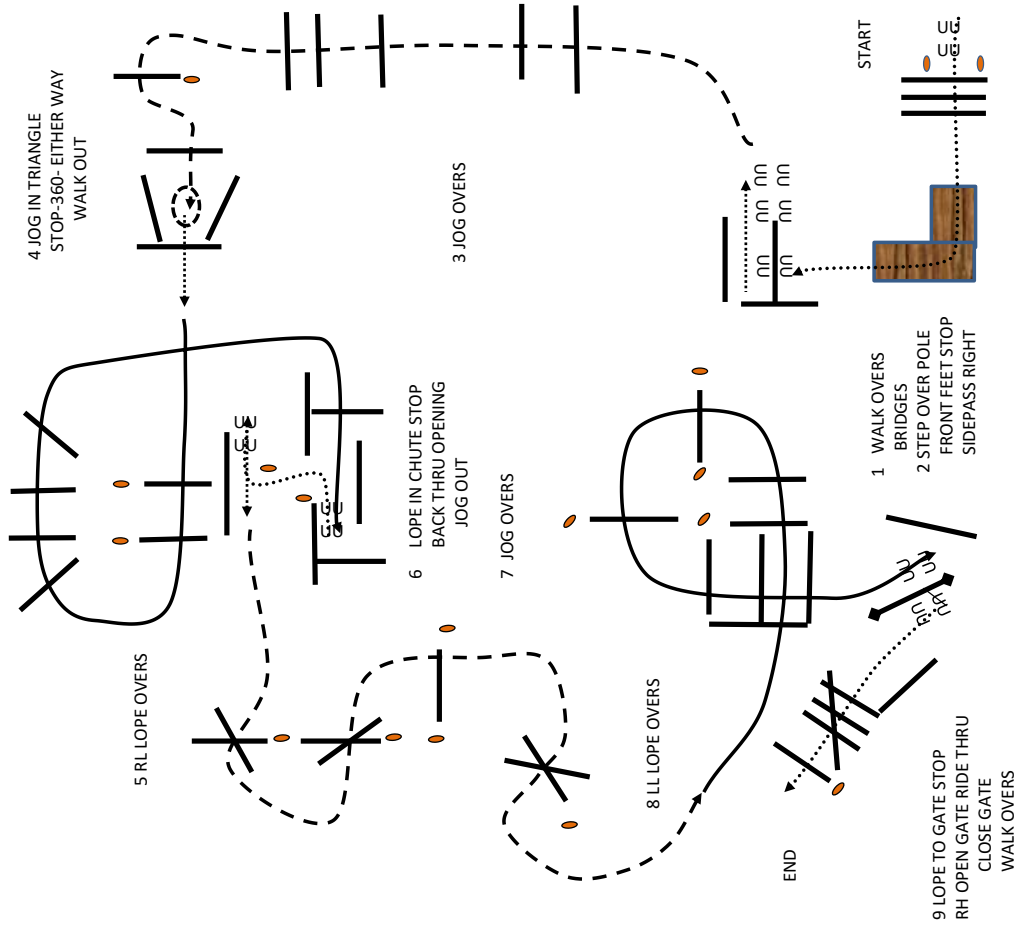
- 1 Walk over- RH gate-open ride thru close
- 2 LL lope over
- 3 Lope over into chute -stop-back L
- 4 Walk in box stop-360 either way-walk over
- 5 Rlope over

- 6 Jog over X-serpentine
- 7 Stop or break to a walk-walk over-bridge

ANNBENNSDESIGN COPYRIGHT 2017
ALL RIGHTS RESERVED

Golden Series Trail Finals

Saturday/Samstag

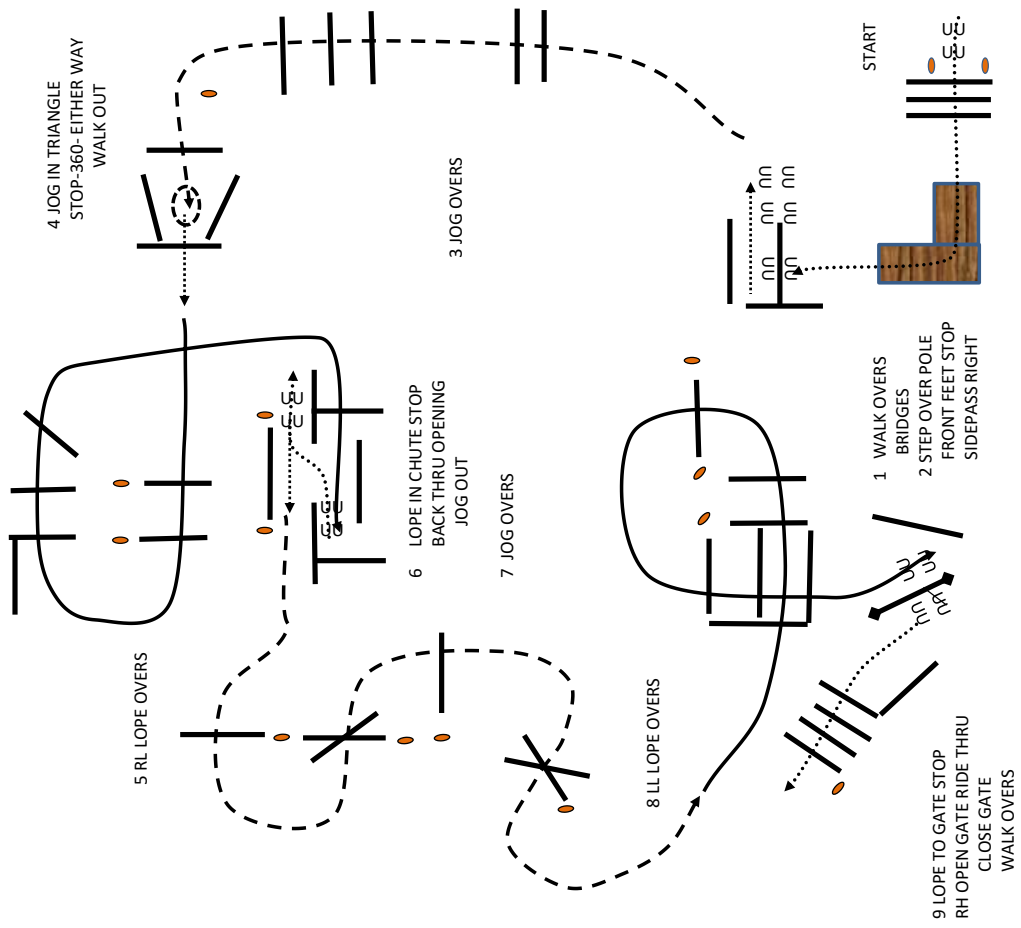


PATTERN ENDS AT MARKER

PATTERNS BY ANN DENNIS DESIGN
COPYRIGHT 2017
ALL RIGHTS RESERVED

LIMITED Series Trail Finals


Saturday/Samstag



PATTERN ENDS AT MARKER

PATTERNS BY ANN DENNIS DESIGN
COPYRIGHT 2017
ALL RIGHTS RESERVED

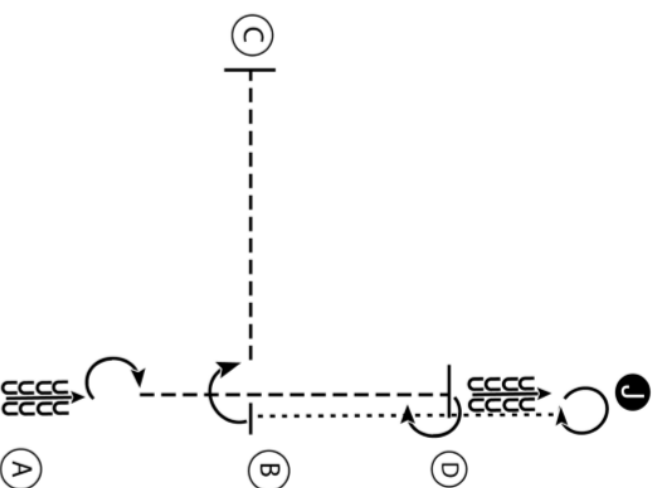
AQHA 1/2 3120 Novice Amateur Showmanship



1. Trot to B.
2. Stop at B.
3. Back around B.
4. Perform a 90 degree turn.
5. Walk to judge and set up for inspection.
6. When dismissed walk to line-up.

NOTE: The drawn description of this pattern is only intended for the general depictions of the pattern. Contestants should utilize the arena space to best exhibit their horses.

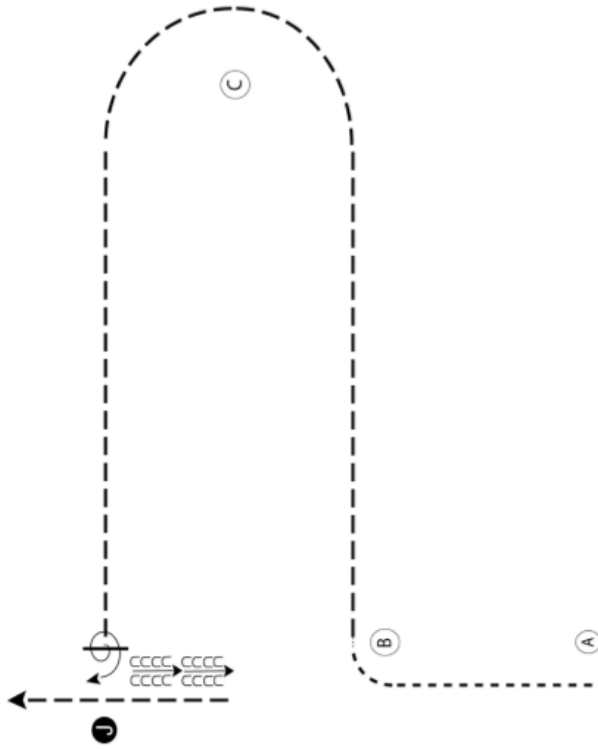
AQHA 1/2 2128 Select Amateur Showmanship
AQHA 1/2 2120 Amateur Showmanship



1. Begin facing away from the Judge. Back four steps.
2. Perform a 180 degree turn.
3. Trot to D. Perform a 180 degree turn.
4. Back to the Judge. Stop and set up for inspection.
5. When dismissed perform a 360 degree turn.
6. Walk to B. Stop and perform a 90 degree turn.
7. Trot to C, stop and wait for instructions from the ring steward.

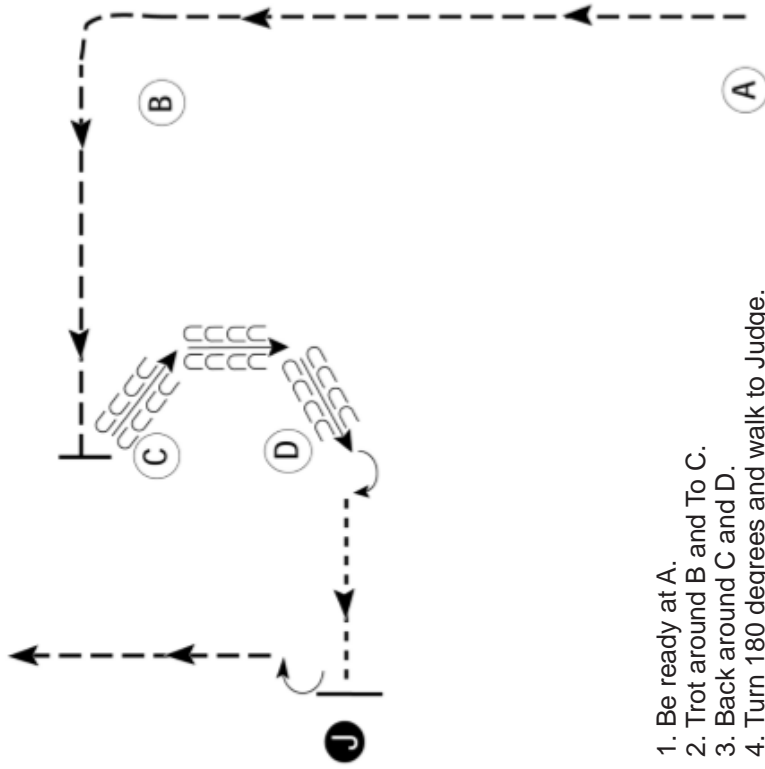
NOTE: The drawn description of this pattern is only intended for the general depictions of the pattern. Contestants should utilize the arena space to best exhibit their horses.

AQHA 3/4 4120 Youth Showmanship
 AQHA 3/4 3120 Novice Amateur Showmanship



NOTE: The drawn description of this pattern is only intended for the general depictions of the pattern. Contestants should utilize the arena space to best exhibit their horses.

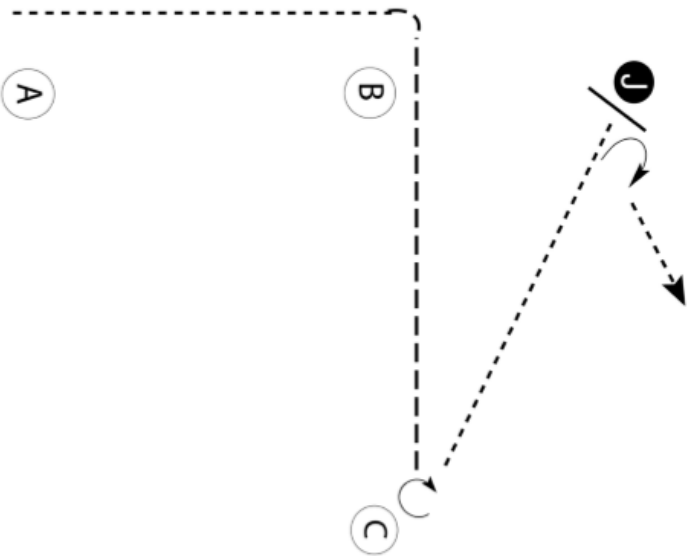
AQHA 3/4 2120 Amateur Showmanship



1. Be ready at A.
2. Trot around B and To C.
3. Back around C and D.
4. Turn 180 degrees and walk to Judge.
5. Stop and set up for inspection.
6. When dismissed, turn 90 degree and trot away from judge.

NOTE: The drawn description of this pattern is only intended for the general depictions of the pattern. Contestants should utilize the arena space to best exhibit their horses.

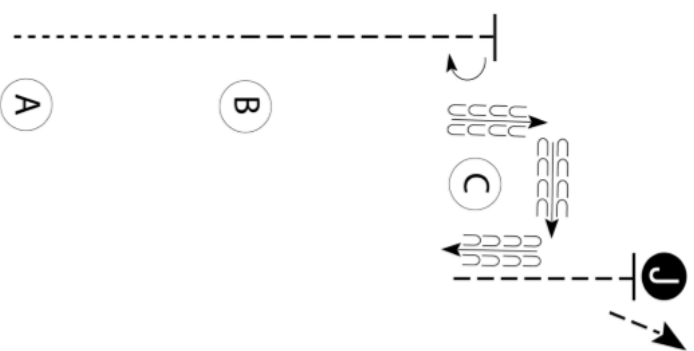
VWB 8127 Novice Jugend Showmanship



- Be ready at A.
1. Walk to B.
 2. Trot to C.
 3. Stop at C.
 4. 5/8 turn at C.
 5. Walk to judge and set up for inspection.
 6. When dismissed 1/4 turn and walk off.

NOTE: The drawn description of this pattern is only intended for the general depictions of the pattern. Contestants should utilize the arena space to best exhibit their horses.

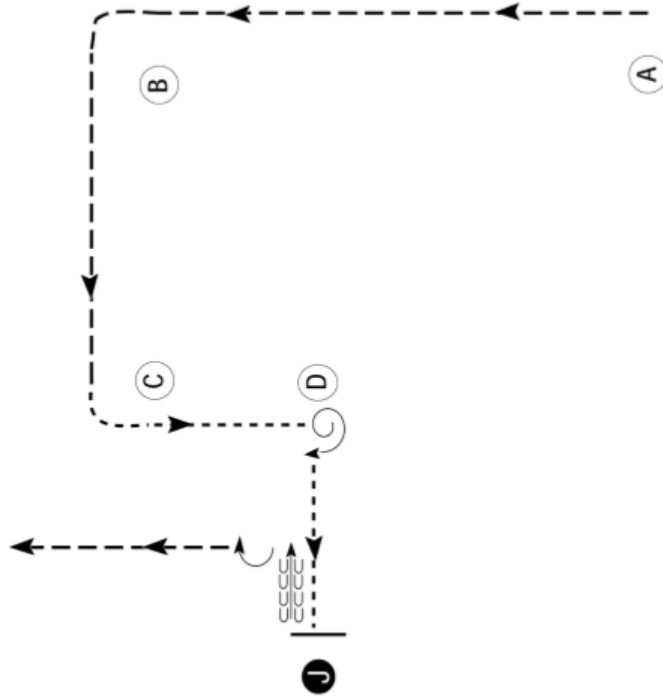
VWB 8128 Jugend Showmanship
VWB 9120 Einsteiger Showmanship



- Be ready at A.
1. Walk A to B.
 2. Trot from B until even with C.
 3. Perform a 180 degree turn.
 4. Back around C.
 5. Trot to judge.
 6. Stop and set up for inspection.
 7. When dismissed, trot away from judge.

NOTE: The drawn description of this pattern is only intended for the general depictions of the pattern. Contestants should utilize the arena space to best exhibit their horses.

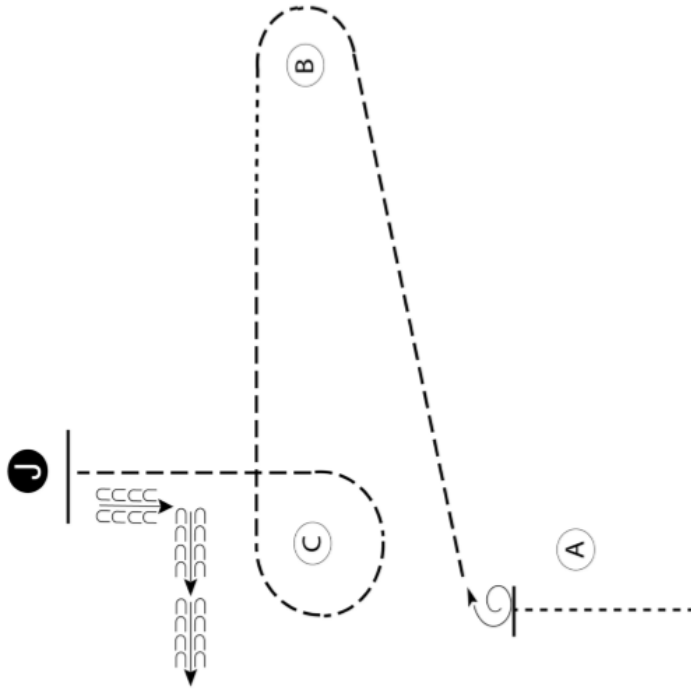
VWB 7120 Amateur Showmanship



- Be ready at A.
1. Trot around B and to C.
 2. Break to a walk and walk around C to D.
 3. Turn 450 degrees and walk to Judge.
 4. Stop and set up for inspection.
 5. When dismissed, back approximately one horse length.
 6. Turn 90 degrees and trot away from judge.

NOTE: The drawn description of this pattern is only intended for the general depictions of the pattern. Contestants should utilize the arena space to best exhibit their horses.

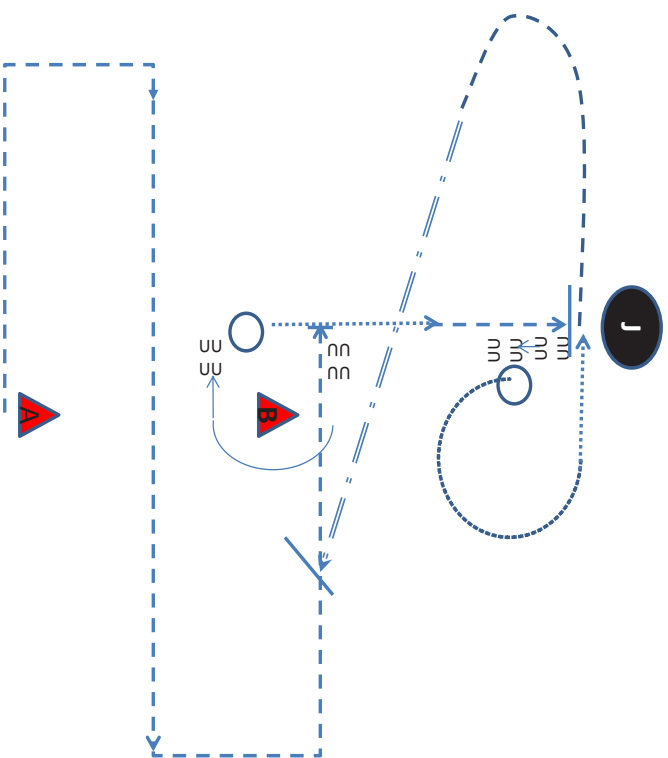
VWB 6120 Offen Showmanship



1. Begin before A. Walk past A and stop.
2. Perform a 405 degree turn.
3. Trot around B. At B walk 6 steps.
4. Trot to and around C to the Judge.
5. Stop and set up for inspection.
6. When dismissed back a corner and follow instructions of ring steward.

NOTE: The drawn description of this pattern is only intended for the general depictions of the pattern. Contestants should utilize the arena space to best exhibit their horses.

VWB Bavarian Golden Series
Showmanship Final



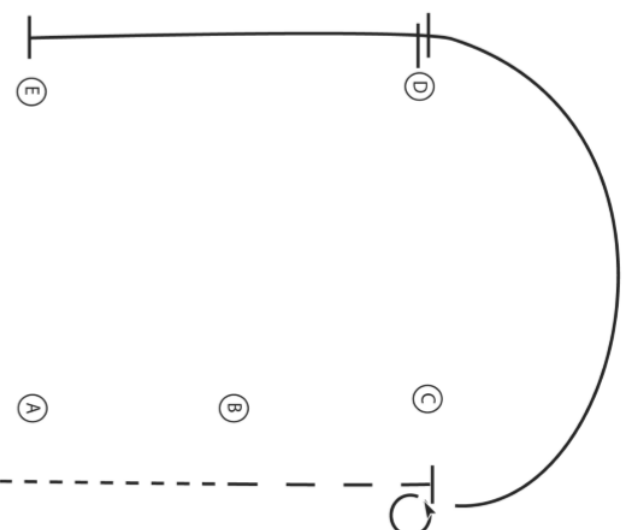
GOLDEN SERIES SHOWMANSHIP

Be ready at A

1. Trot square corners past B
2. Stop and back around B
3. Perform 1 ¼ turn
4. Walk halfway then trot up to judge
5. Stop and set up for inspection
6. After being dismissed back up one horse length
7. Perform 1 ½ turn
8. Walk as shown ¾ circle, then on a straight line
9. In front of the judge trot and trot around corner
10. Show extended trot past B
11. Stop
12. Pattern completed
13. Exit at a walk or trot



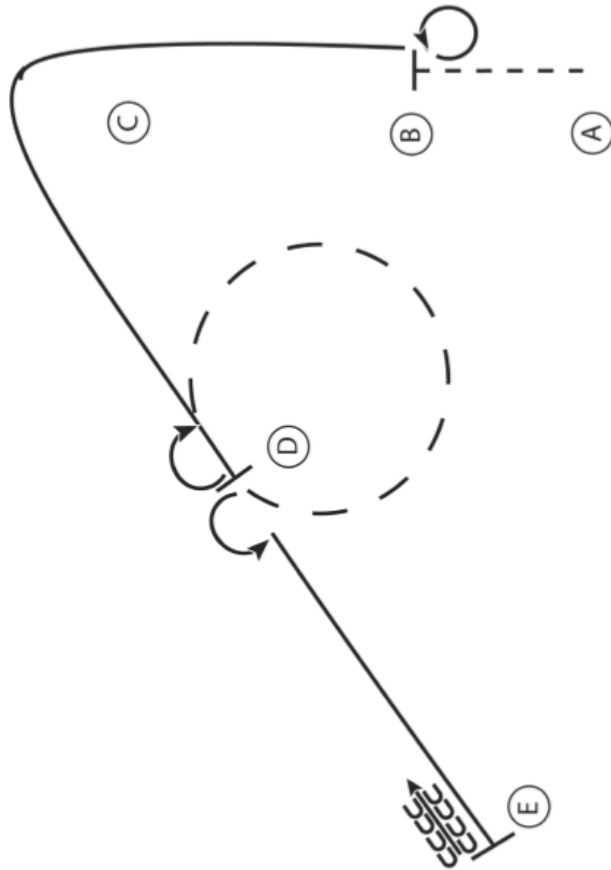
AQHA 1/2 3400 Novice Amateur Horsemanship



1. Jog A to B.
2. At B extend the jog to C.
3. At C stop and perform a 360 turn to the left on the hindquarters.
4. Lope on the left lead in a half circle around C and D.
5. A D perform a lead change and continue to E.
6. Stop at E.

NOTE: The drawn description of this pattern is only intended for the general depictions of the pattern. Contestants should utilize the arena space to best exhibit their horses.

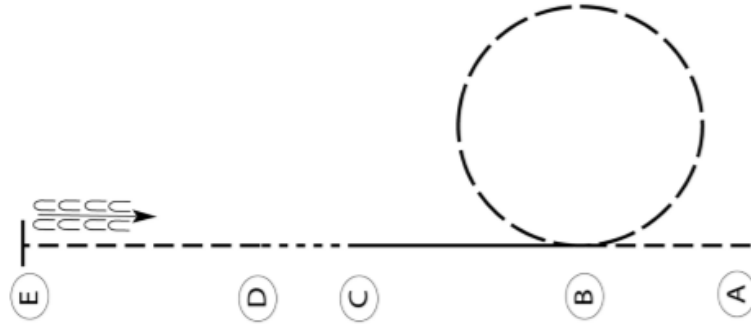
AQHA 1/2 2400 Amateur Horsemanship
 AQHA 1/2 2408 Select Amateur Horsemanship



1. Jog A to B.
2. Stop at B and perform a 360 degree turn to the left.
3. Lope on the right lead around C to D.
4. Stop at D and perform a 180 degree turn to the right.
5. Extend the jog in a circle around D.
6. Stop D and perform a 180 degree turn to the left.
7. Lope on the left lead to D.
8. stop at E and back 4 steps.

NOTE: The drawn description of this pattern is only intended for the general depictions of the pattern.
 Contestants should utilize the arena space to best exhibit their horses.

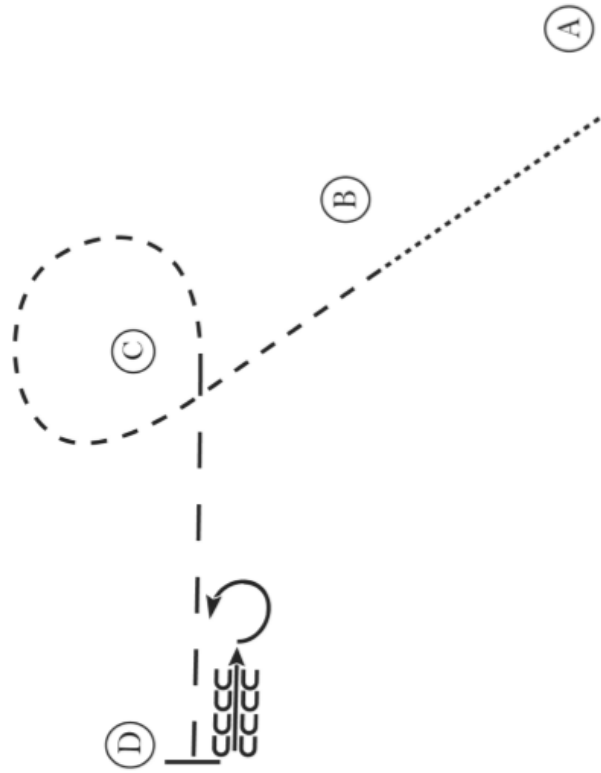
AQHA 3/4 3400 Rookie Horsemanship



- Be ready at A.
1. Jog from A to B.
 2. Extend the jog at B and circle to the right at an extended jog.
 3. Lope on the left lead from B to C.
 4. Walk from C to D.
 5. Jog from D to E.
 6. Stop at E and back one horse length.

NOTE: The drawn description of this pattern is only intended for the general depictions of the pattern.
 Contestants should utilize the arena space to best exhibit their horses.

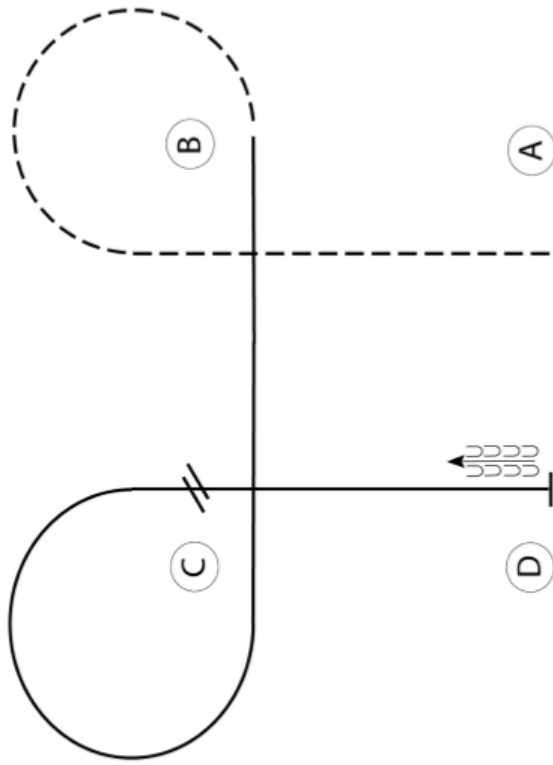
VWB 8407 Novice Jugend Horsemanship



1. Walk A to B.
2. At B jog to C.
3. Jog a tight circle around C.
4. At C extend the jog to D.
5. At D stop and back 4 steps.
6. Perform a 270 degree turn to the left.

NOTE: The drawn description of this pattern is only intended for the general depictions of the pattern. Contestants should utilize the arena space to best exhibit their horses.

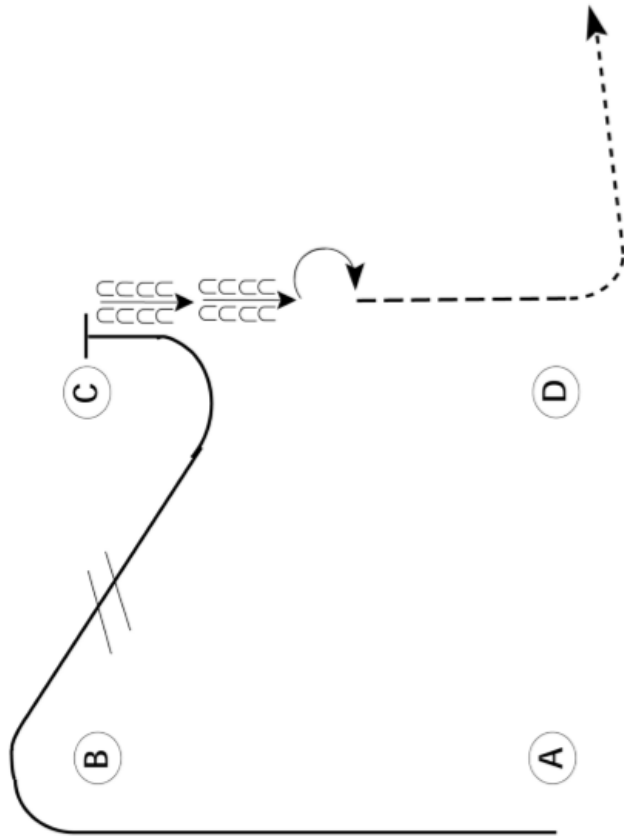
VWB 8408 Jugend Horsemanship
VWB 9400 Einsteiger Horsemanship



- Be ready at A.
1. Jog A to B.
 2. Jog a circle around B.
 3. At B, lope on the right lead to C.
 4. Lope a circle around C.
 5. At C, perform a simple lead change and continue to D.
 6. At D, stop and back one horse length.

NOTE: The drawn description of this pattern is only intended for the general depictions of the pattern. Contestants should utilize the arena space to best exhibit their horses.

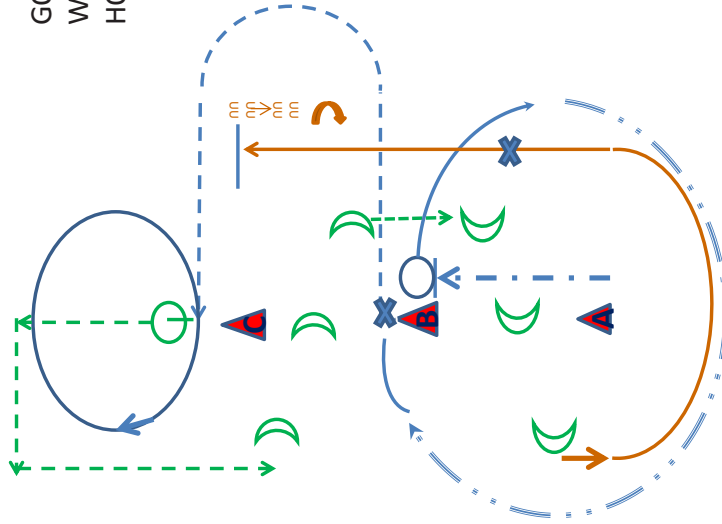
VWB 7400 Amateur Horsemanship



- Be ready at A.
1. Lope on the right lead to and around B.
 2. Perform a flying lead change halfway between B and C.
 3. Lope on the left lead to C.
 4. Stop at C.
 5. Back approximately one horse length.
 6. Turn 180 degrees to the right.
 7. Jog to D.
 8. Walk at D and turn to the left.

NOTE: The drawn description of this pattern is only intended for the general depictions of the pattern. Contestants should utilize the arena space to best exhibit their horses.

GOLDEN SERIES WESTERN HORSEMANSHIP



1. From A to B extended trot
2. Stop at B and perform a 1/4 turn on the haunches to the right (hips aligned with marker)
3. Pick up right lead and continue for 3/4 circle on a large circle, then show extended lope; collect the lope for 2-3 strides and change leads at B
4. Jog to C
5. Lope off on the left lead and perform a small circle to the right (counter canter)
6. Stop at C
7. Perform 1 3/4 circle to the left
8. Jog 2 square corners
9. Show leg yield to the left, jog some strides forward and show leg yield to the right
10. Lope right lead (counter canter); halfway between A and B perform a lead change
11. At C stop and back up a horse length
12. Turn 180° to the right and exit at a walk or jog

Note: - Minimum distance between markers is 13 m
- leg yield: When performing a leg- yield, the horse should move forward and lateral in a diagonal direction with the horse's body arced opposite to the direction that the horse is moving.

Die VWB - Bayerns größter Westernreitverein

Die Vereinigung der Westernreiter in Bayern e.V. wurde am 20.06.1982 gegründet. Heute - 35 Jahre später - ist mit über 1200 Mitgliedern aus der anfänglich kleinen Interessengemeinschaft der größte bayerische rasseoffene Westernreitverein geworden.

Es gibt viele Gründe bei uns Mitglied zu werden:

Günstige Kurse

Die VWB veranstaltet für ihre Mitglieder jährlich eine große Anzahl von Kursen, die von Profifreitrainern aus dem In- und Ausland abgehalten werden. Das Angebot umfasst sowohl Einsteiger- als auch Fortgeschrittenen-Kurse. Neben den allgemeinen Grundlagenkursen werden auch Spezialkurse für verschiedene Turnierdisziplinen angeboten.

Turniere jeder Größenordnung

Die VWB veranstaltet jährlich drei große Turniere, die mit teilweise 300-450 Pferden europaweit zu den bestbesuchten Westernturnieren zählen. Neben den großen Turnieren unterstützen wir Mitglieder, die kleinere Turniere organisieren, so dass den VWB-Mitgliedern eine breite Palette von jährlich 10-15 Turnieren zur Verfügung steht, an denen sie teilnehmen können.

Rasseoffen

In VWB-Klassen und auf VWB-Veranstaltungen kann jedes Pferd starten, wir sind offen für alle Rassen und auch für Pferde ohne Abstammungsnachweis.

Jugendarbeit

Kostengünstige Kurse und das sog. JuTu bilden die Grundlage unseres Jugendprogramms. Das JuTu ist unser Jugendturnier bei dem nur jugendliche Turnierneulinge starten dürfen. Auf den großen Turnieren werden die Jugendklassen in Einsteiger (Novice Jugend) und fortgeschrittene Jugendklassen unterteilt, so dass jeder Jugendliche entsprechend seinem Leistungsniveau reiten kann. Darüber hinaus bezuschusst die VWB die Turnierboxen der Jugendlichen mit je 50 Euro pro Kat I -Turnier.

Quarter Horse Journal inklusive

Unsere Vollmitglieder erhalten monatlich neueste Informationen über das Westernreiten durch unsere Mitgliederzeitschrift ‚Quarter Horse Journal‘. Das QH-Journal beschäftigt sich neben der aktuellen Sportberichterstattung mit allen Themen rund ums Western- und Freizeitreiten, Zucht, Haltung und Lifestyle.

www.westernreiten-online.de

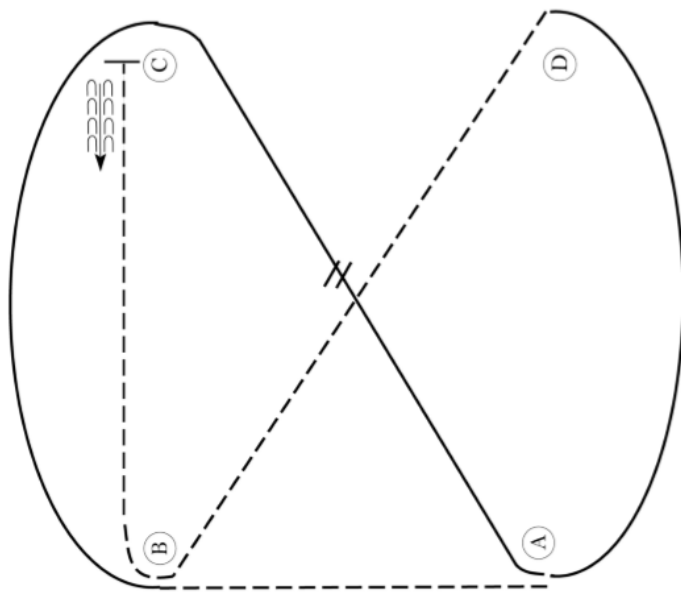
Darüber hinaus bietet die VWB auf ihrer Internetseite (www.westernreiten-online.de) aktuelle Informationen über Turniere, Kurse und andere News.

Weitere Infos und Anträge gibt's bei der VWB-Geschäftsstelle

Sonja Hahn, Reitler Weg 2, 84326 Taufkirchen

Tel: 08727-910340, Fax: 08727-910341, e-mail: office@westernreiten-online.de

AQHA 1/2 3520 Novice Amateur Hunt Seat Equitation

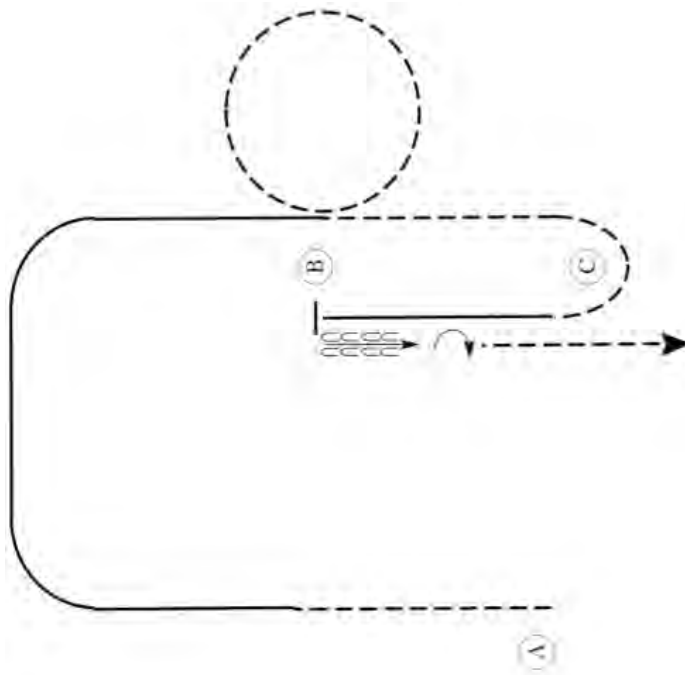


Be ready at A.

1. Trot on the left diagonal to B.
2. Canter on the right lead to and around C and half way to A.
3. Change leads between C and A.
4. Canter around A and to D.
5. Trot on the right diagonal from D to B.
6. Trot in a two-point position to C.
7. Stop at C and back approximately one horse length.

NOTE: The drawn description of this pattern is only intended for the general depictions of the pattern. Contestants should utilize the arena space to best exhibit their horses.

AQHA 1/2 2528 Select Amateur Hunt Seat Equitation
AQHA 1/2 2520 Amateur Hunt Seat Equitation

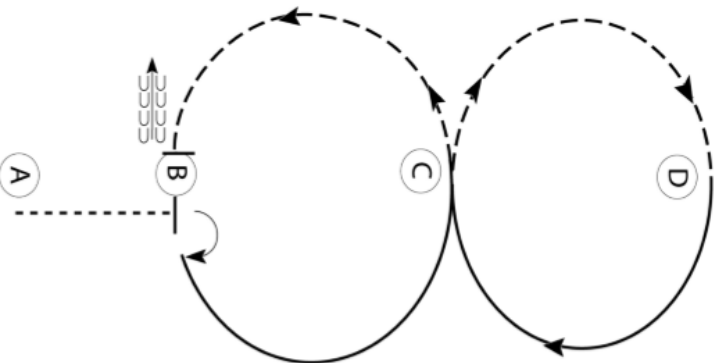


Be ready at A.

1. Trot on the left diagonal until even with B.
2. Canter on the right lead to B.
3. Trot a circle to the left on the correct diagonal.
4. Change diagonals and trot to and around C.
5. Canter left lead to B.
6. Stop and back approximately one horse length.
7. Perform a 180 degree turn to the right on the hindquarters and trot to exit.

NOTE: The drawn description of this pattern is only intended for the general depictions of the pattern. Contestants should utilize the arena space to best exhibit their horses.

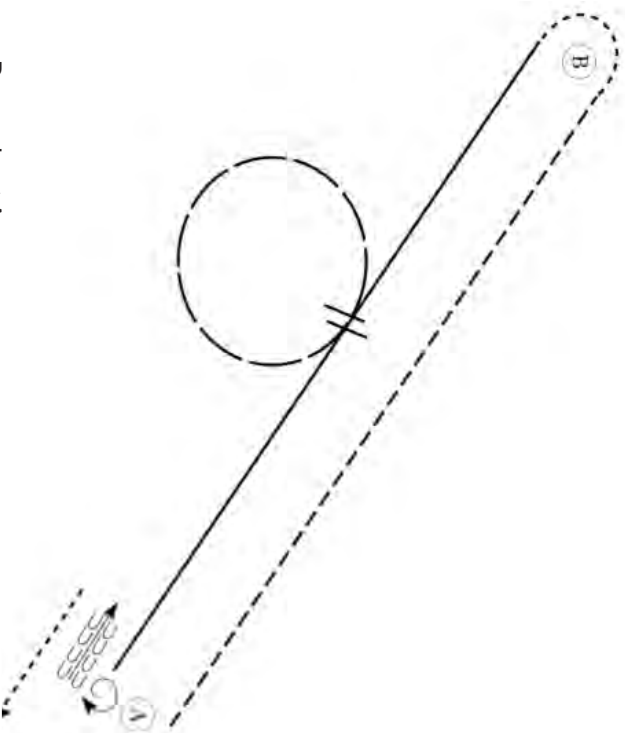
AQHA 3/4 4520 Youth Hunt Seat Equitation
 AQHA 3/4 3520 Novice Amateur Hunt Seat Equitation



- Be ready at A.
1. Walk to B.
 2. Stop at B and perform a 90 degree turn to the right on the forehead.
 3. Canter on the left lead to C.
 4. Posting trot from C to D.
 5. Canter on the right lead from D to C.
 6. Posting trot from C to B.
 7. Stop at B and back one horse length.

NOTE: The drawn description of this pattern is only intended for the general depictions of the pattern. Contestants should utilize the arena space to best exhibit their horses.

AQHA 3/4 2520 Amateur Hunt Seat Equitation



- Be ready at A.
1. Posting trot on the left diagonal halfway to B.
 2. Change diagonals and trot to B.
 3. Break to the walk and walk around B.
 4. Canter on the right lead halfway to A.
 5. Extend the canter in a circle to the right.
 6. Perform a simple lead change and canter to A.
 7. Halt at A and perform a 360 degree turn on the forehead to the right.
 8. Back approximately on horse length.
- Pattern is over once you have backed. Walk off.

NOTE: The drawn description of this pattern is only intended for the general depictions of the pattern. Contestants should utilize the arena space to best exhibit their horses.